

Lamp Identification Form

This form is also available on our website at: www.uviterno.com

For a quotation, please complete the following form and send it to us by fax or email.

Company

Name

Department

Street No.

City

Country

Phone /

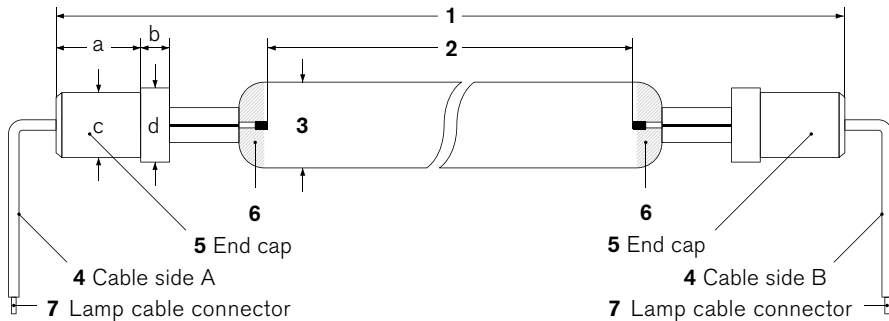
Fax /

Email @





Contact address

uviterno ag
Musterplatzstrasse 3 · CH-9442 Berneck
Switzerland
Tel. +41 71 747 41 51 · Fax +41 71 747 41 61
uviterno@uviterno.com · www.uviterno.com

Identification of your UV-Lamp



7 Lamp Cable Connector: No cables

- Wire end sleeve 
- Ring lug, D mm 
- Fork connector, D mm 
- Female push-on connector, D mm 
- Other, attach drawing or photo

Mechanical Data of the UV-Lamp

1 Total length mm

2 Arc length mm

3 Diameter \emptyset mm

4 Cable length: Side A mm Side B mm

5 End cap: Metal Ceramic

a mm b mm

c \emptyset mm d \emptyset mm

Other, attach drawing or photo

6 Reflector: None Gold Silver White

Quartz Type

- Standard Ozone-free Synthetic
- Other:

Spectrum

- Hg (Mercury) Ga (Gallium) Gi (Gallium-Indium)
- Fe (Iron) Other:

Electrical Data of the UV-Lamp

Lamp voltage V Lamp current A

Lamp power: Total W Specific W/cm

Electrical Data of the Power Supply

Primary voltage V Secondary voltage V

No-load voltage V

Type of power supply (check all that applies):

- Chokes & Igniter Stray field transformer
- Constant wattage transformer
- Step-up transformer with chokes & igniter Electronic power supply
- Thyristor controller Transductor controller

Local mains voltage V 50 Hz 60 Hz

Operation: Phase-to-phase Phase-to-ground

Additional Information

Specify your application

Lamp type

Yearly demand

Producer of lamp

Your UV-curing system made by

UV-curing system type

Your machine made by

Machine type